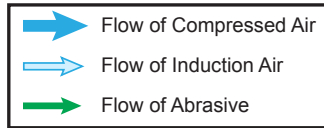
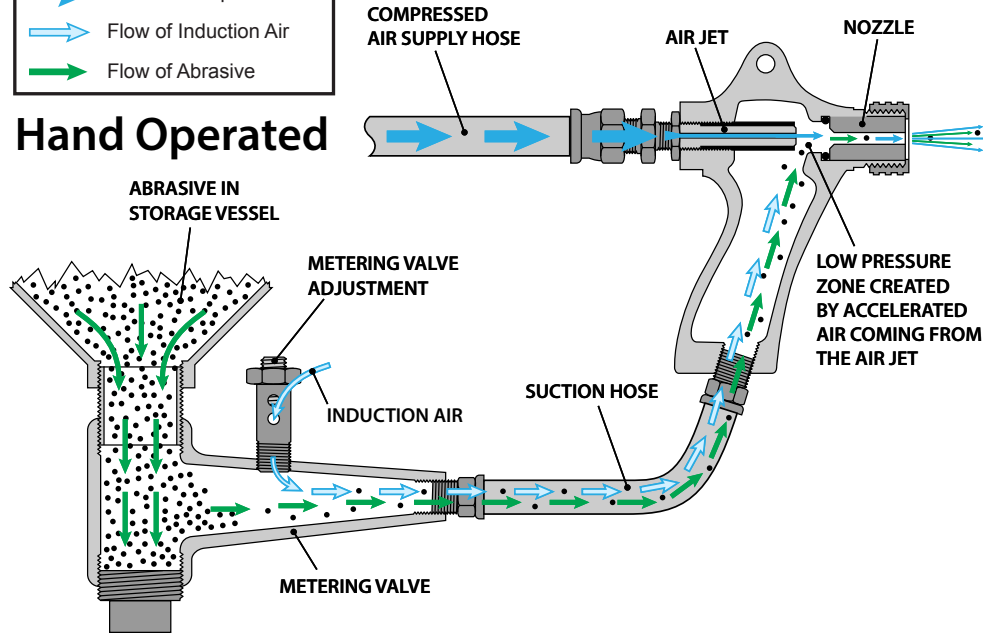




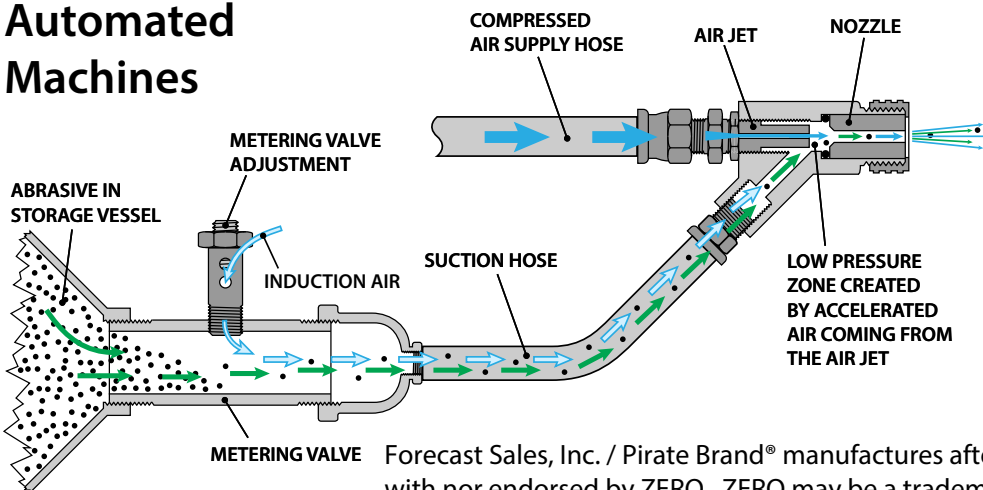
HOW IT WORKS - ZERO SUCTION CABINETS



Hand Operated



Automated Machines



Suction blast systems work by drawing abrasive to the nozzle using suction instead of pushing it through a blast hose with compressed air.

Step 1: Clean compressed air is supplied to an air jet which accelerates the air into a hollow chamber inside the blast gun.

Step 2: The result of the fast moving "jet" of air coming from the air jet is an area of low pressure between the air jet and the nozzle.

Step 3: This area of low pressure creates suction inside the gun body which is attached to a suction hose running to a metering valve.

Step 4: The metering valve allows abrasive from a storage vessel to mix with induction air. Induction air is the air that is allowed to be sucked into the system and carry abrasive through the suction hose and into the gun body. The mix of abrasive is adjusted by opening or closing the metering valve adjustment.

Step 5: The abrasive reaches the air jet and is propelled through the nozzle and abrasive blasting begins.

Forecast Sales, Inc. / Pirate Brand® manufactures aftermarket parts for many abrasive blasting OEMs and is not affiliated with nor endorsed by ZERO. ZERO may be a trademarked name and is used here for comparative/reference purposes only.