


# PIRATE BRAND<sup>®</sup>



## C-SERIES

3.0 / 6.0 CU FT - ABRASIVE BLASTERS



Proudly Distributed By:

# THE GREEN MACHINE

## PRODUCT LINE BROCHURE



# HOW CPR SYSTEMS WORK

# 3.0 / 6.0 CU. FT. SIZES

## (PRESSURE RELEASE)

### ADDING ABRASIVE

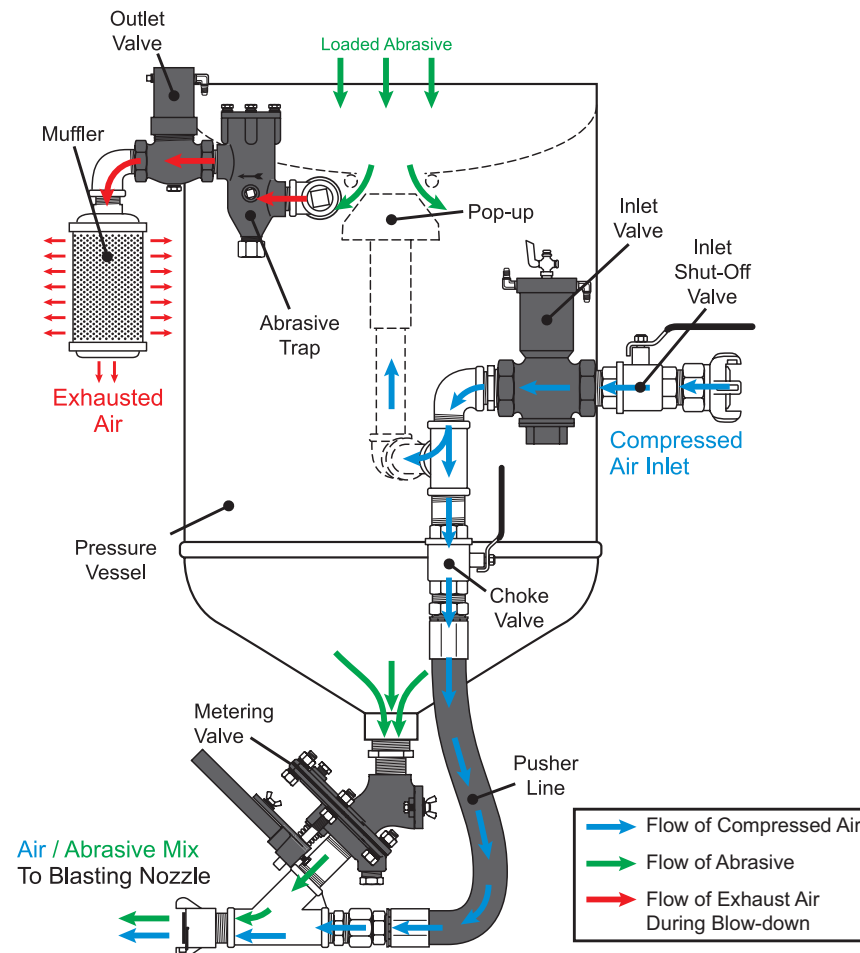
Abrasive is added through the hole in the top of the Abrasive Blaster where the Pop-up and its seat are located. When abrasive is added, it flows down through the hole, around the Pop-up, and down to the bottom of the pressure vessel where it will exit through the Metering Valve when blasting is started.

### PRESSURIZATION

When a compressed air source (such as an air-compressor) is connected to the inlet of the Abrasive Blaster and the Inlet Shut-Off Valve is opened, compressed air flows to the Inlet Valve where it is stopped. When the control handle is activated, the Inlet Valve opens and air flows into the Pressure Vessel causing the Pop-up (located internally) to seal against its seat. Simultaneously, the Outlet Valve closes sealing the Pressure Vessel allowing it to hold pressure. Air will also continue past the Choke Valve, through the Pusher Line, and finally to the "Y" under the Metering Valve where it is mixed with abrasive. The mixture of compressed air and abrasive will now exit the Abrasive Blaster through a blast hose and nozzle connected to the coupling under the Metering Valve and blasting begins. It is important to note that, some abrasive will collect at the base of the Metering Valve causing the blast hose to pulsate and spray abrasive erratically for a short time while pressure builds up in the pressure vessel. This is normal and will not hurt the Abrasive Blaster.

### DEPRESSURIZATION (BLOW-DOWN)

When the control handle is released in a pressure release (CPR) system, the Inlet Valve automatically closes stopping the flow of compressed air into the Pressure Vessel. Simultaneously, the Outlet Valve opens allowing the compressed air in the pressure vessel to exit the Abrasive Blaster through the Abrasive Trap, past the Outlet Valve, and finally through the Muffler. When all the pressure in the Pressure Vessel is released, blasting stops.



## 3.0 CU FT (85 Liters)

Portable & Stationary  
Abrasive Blasters

**Available with:**  
Pneumatic Controls  
Electric Controls  
AMVII Metering Valve  
MPV Metering Valve



## 6.0 CU FT (170 Liters)

Portable & Stationary  
Abrasive Blasters

**Available with:**  
Pneumatic Controls  
Electric Controls  
AMVII Metering Valve  
MPV Metering Valve



## PIRATE BRAND®

## INNOVATIONS

## ABRASIVE TRAP II

### AMVII Features & Benefits:

- ▶ Stainless Steel Metering Plate
- ▶ Robust Iron Housing
- ▶ THIS ONE WORKS WITH STEEL GRIT
- ▶ Nylon Wiper Seals On Both Sides Of Metering Plate (Prevents Abrasive From Entering Housing And Causing Jams)
- ▶ Large Clean-Out/Inspection Port & Drain Port Are Provided For Greatly Improved Servicing & Maintenance
- ▶ Purge Port Allows A Compressed Air Supply To Be Connected To Assist In Flushing Out Any Blockages Through The Drain Port
- ▶ Improved Handle Design - HEAVY DUTY
- ▶ Improved Sealing Of The Metering Plate Stem Using A Combination Of Lip Seals And O-Rings



## STEEL POP-UP

### Pop-Up Redesign Includes:

- ▶ Steel Construction
- ▶ Activates with as little as 25 PSI



### Abrasive Trap II

#### Features & Benefits:

- ▶ Heavy Duty Cast Iron Housing
- ▶ Upper and **NEW** Lower Screen Gaskets
- ▶ Centrifugal Media Separation
- ▶ 25% Less Parts Than Traditional Designed Abrasive Traps



## AMVII™

ABRASIVE METERING VALVE II



# BLASTING PACKAGES

Get Blasting Quickly With Pirate Brand® Blasting Packages.

Pirate Brand® offers 4 convenient blasting packages that are designed to give you what you need to get started blasting. Each package is available in 3.0 or 6.0 cu. ft. sizes, and with the AMVII™ or MPV Metering Valve.

BASE

Includes Pneumatic C-Series Blaster, Twinline Pneumatic Control Hose & Pneumatic Remote Control Handle.

BRONZE

Includes Base Package + Blast Hose & Nozzle.

SILVER

Includes Bronze Package + Blast Suit, Luxury Double Palmed Gloves & Nova 2000 Respirator Package.

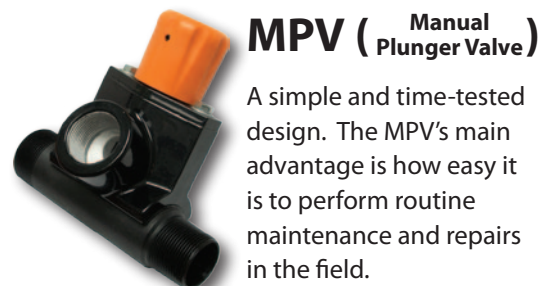
GOLD

Includes Silver Package + 2 Air Hose Assemblies to connect Blaster and Respirator to your Air Supply.

## Metering Valve Option

AMVII™

From the Pirate Brand X-Treme Duty Series, this valve stands up to the toughest conditions, see pg 2 for complete details.



MPV (Manual Plunger Valve)

A simple and time-tested design. The MPV's main advantage is how easy it is to perform routine maintenance and repairs in the field.



Gold Blasting Package Shown with Air Compressor, CO Monitor, Skid of Media & Pirate Brand® Air Dryer

## CPR PACKAGES - AMVII METERING VALVE



### BASE BLASTING PACKAGE

PORTABLE ABRASIVE BLASTER, 150 PSI (10.3 BAR), PRESSURE RELEASE SYS, PNEUMATIC, INCL: **AMVII METERING VALVE**, 50' TWINLINE ASSY & CONTROL HANDLE

### PART NUMBERS

3.0 - 101-1780-A

6.0 - 101-1870-A



### BRONZE BLASTING PACKAGE

PORTABLE ABRASIVE BLASTER, 150 PSI (10.3 BAR), PRESSURE RELEASE SYS, PNEUMATIC, INCL: **AMVII METERING VALVE**, 50' TWINLINE ASSY, CONTROL HANDLE & BLAST HOSE W/NOZZLE

### PART NUMBERS

3.0 - 101-1780-B

6.0 - 101-1870-B



### SILVER BLASTING PACKAGE

PORTABLE ABRASIVE BLASTER, 150 PSI (10.3 BAR), PRESSURE RELEASE SYS, PNEUMATIC, INCL: **AMVII METERING VALVE**, 50' TWINLINE ASSY, CONTROL HANDLE, BLAST HOSE W/NOZZLE, BLAST SUIT, LUXURY DOUBLE PALMED GLOVES & NOVA 2000 RESPIRATOR PACKAGE

### PART NUMBERS

3.0 - 101-1780-C

6.0 - 101-1870-C



### GOLD BLASTING PACKAGE

PORTABLE ABRASIVE BLASTER, 150 PSI (10.3 BAR), PRESSURE RELEASE SYS, PNEUMATIC, INCL: **AMVII METERING VALVE**, 50' TWINLINE ASSY, CONTROL HANDLE, BLAST HOSE W/NOZZLE, BLAST SUIT, LUXURY DOUBLE PALMED GLOVES & NOVA 2000 RESPIRATOR PACKAGE & (2) AIR HOSES TO CONNECT BLASTER AND RESPIRATOR TO AIR SOURCE

### PART NUMBERS

3.0 - 101-1780-D

6.0 - 101-1870-D

## CPR PACKAGES - MPV METERING VALVE



### BASE BLASTING PACKAGE

PORTABLE ABRASIVE BLASTER, 150 PSI (10.3 BAR), PRESSURE RELEASE SYS, PNEUMATIC, INCL: **MPV METERING VALVE**, 50' TWINLINE ASSY & CONTROL HANDLE

### PART NUMBERS

3.0 - 101-1780-MPV-A

6.0 - 101-1870-MPV-A



### BRONZE BLASTING PACKAGE

PORTABLE ABRASIVE BLASTER, 150 PSI (10.3 BAR), PRESSURE RELEASE SYS, PNEUMATIC, INCL: **MPV METERING VALVE**, 50' TWINLINE ASSY, CONTROL HANDLE & BLAST HOSE W/NOZZLE

### PART NUMBERS

3.0 - 101-1780-MPV-B

6.0 - 101-1870-MPV-B



### SILVER BLASTING PACKAGE

PORTABLE ABRASIVE BLASTER, 150 PSI (10.3 BAR), PRESSURE RELEASE SYS, PNEUMATIC, INCL: **MPV METERING VALVE**, 50' TWINLINE ASSY, CONTROL HANDLE, BLAST HOSE W/NOZZLE, BLAST SUIT, LUXURY DOUBLE PALMED GLOVES & NOVA 2000 RESPIRATOR PACKAGE

### PART NUMBERS

3.0 - 101-1780-MPV-C

6.0 - 101-1870-MPV-C



### GOLD BLASTING PACKAGE

PORTABLE ABRASIVE BLASTER, 150 PSI (10.3 BAR), PRESSURE RELEASE SYS, PNEUMATIC, INCL: **MPV METERING VALVE**, 50' TWINLINE ASSY, CONTROL HANDLE, BLAST HOSE W/NOZZLE, BLAST SUIT, LUXURY DOUBLE PALMED GLOVES & NOVA 2000 RESPIRATOR PACKAGE & (2) AIR HOSES TO CONNECT BLASTER AND RESPIRATOR TO AIR SOURCE

### PART NUMBERS

3.0 - 101-1780-MPV-D

6.0 - 101-1870-MPV-D



# ELECTRIC CONTROLS

Perfect for long hose runs and cold temperatures.

Pirate Brand® CPR blasters with 12VDC electric remote control systems are a must when you are running more than 100' of blast hose or in sub-freezing temperatures. The electric system reduces the start up and stopping time when using long blast hose runs and are far less likely to freeze up in cold environments. Power supplies are available for when 120VAC power is required.

## Metering Valve Option

### AMVII™

From the Pirate Brand X-Treme Duty Series, this valve stands up to the toughest conditions, see pg 2 for complete details.



### MPV (Manual Plunger Valve)

A simple and time-tested design. The MPV's main advantage is how easy it is to perform routine maintenance and repairs in the field.



## CPR ELECTRIC PORTABLES - AMVII METERING VALVE



### 12VDC ELECTRIC CONTROLS W/AMVII

PORTABLE ABRASIVE BLASTER, 150 PSI (10.3 BAR), PRESSURE RELEASE SYS, ELECTRIC 12VDC, INCL: **AMVII METERING VALVE**, 55' CONTROL CORD & CONTROL HANDLE

### PART NUMBERS

**3.0 - 101-1780-A-EDC**

**6.0 - 101-1870-A-EDC**

## CPR ELECTRIC PORTABLES - MPV METERING VALVE



### 12VDC ELECTRIC CONTROLS W/MPV

PORTABLE ABRASIVE BLASTER, 150 PSI (10.3 BAR), PRESSURE RELEASE SYS, ELECTRIC 12VDC, INCL: **MPV METERING VALVE**, 55' CONTROL CORD & CONTROL HANDLE

### PART NUMBERS

**3.0 - 101-1780-MPV-A-EDC**

**6.0 - 101-1870-MPV-A-EDC**

# STATIONARY BLASTERS



Pirate Brand® Stationary CPR blasters are designed for your blast room or other applications where you want to secure your blast pot in a fixed position. Stationary CPR blasters are available in the 3.0 & 6.0 cu. ft. sizes and can be equipped with the AMVII or the MPV metering valve. All stationary CPR blasters come equipped with a 4" umbrella over the pop-up to eliminate excessive weight on the pop-up when using hopper fed abrasives.



## Metering Valve Option

### AMVII™

From the Pirate Brand X-Treme Duty Series, this valve stands up to the toughest conditions, see pg 2 for complete details.



### MPV (Manual Plunger Valve)

A simple and time-tested design. The MPV's main advantage is how easy it is to perform routine maintenance and repairs in the field.



## CPR STATIONARY BLASTERS - AMVII METERING VALVE



### PNEUMATIC CONTROLS W/AMVII

STATIONARY ABRASIVE BLASTER, 150 PSI (10.3 BAR), PRESSURE RELEASE SYS, PNEUMATIC, INCL: **AMVII METERING VALVE**, 4" UMBRELLA, 50' TWINLINE ASSY & CONTROL HANDLE



### 12VDC ELECTRIC CONTROLS W/AMVII

STATIONARY ABRASIVE BLASTER, 150 PSI (10.3 BAR), PRESSURE RELEASE SYS, ELECTRIC 12VDC, INCL: **AMVII METERING VALVE**, 4" UMBRELLA, 55' CONTROL CORD & CONTROL HANDLE

### PART NUMBERS

**3.0 - 121-0630**

**6.0 - 121-0730**

### PART NUMBERS

**3.0 - 121-0630-EDC**

**6.0 - 121-0730-EDC**

## CPR STATIONARY BLASTERS - MPV METERING VALVE



### PNEUMATIC CONTROLS W/MPV

STATIONARY ABRASIVE BLASTER, 150 PSI (10.3 BAR), PRESSURE RELEASE SYS, PNEUMATIC, INCL: **MPV METERING VALVE**, 4" UMBRELLA, 50' TWINLINE ASSY & CONTROL HANDLE



### 12VDC ELECTRIC CONTROLS W/MPV

STATIONARY ABRASIVE BLASTER, 150 PSI (10.3 BAR), PRESSURE RELEASE SYS, ELECTRIC 12VDC, INCL: **MPV METERING VALVE**, 4" UMBRELLA, 55' CONTROL CORD & CONTROL HANDLE

### PART NUMBERS

**3.0 - 121-0630-MPV**

**6.0 - 121-0730-MPV**

### PART NUMBERS

**3.0 - 121-0630-MPV-EDC**

**6.0 - 121-0730-MPV-EDC**



# AVAILABLE ACCESSORIES

# BLASTING SET-UP

A

LIDS AND SCREENS

LIDS ARE IMPORTANT FOR KEEPING MOISTURE FROM FALLING INTO THE ABRASIVE BLASTER IN OUTDOOR APPLICATIONS. MOISTURE IN THE ABRASIVE BLASTER CAN CAUSE OBSTRUCTIONS IN THE METERING VALVE LEADING TO COSTLY DOWN-TIME.

SCREENS ARE IMPORTANT FOR KEEPING FOREIGN OBJECTS FROM FALLING INTO THE ABRASIVE BLASTER. FOREIGN OBJECTS IN THE ABRASIVE BLASTER CAN CAUSE OBSTRUCTIONS IN THE METERING VALVE LEADING TO COSTLY DOWN-TIME. **NOT FOR USE WITH 3.0 CU FT C-SERIES BLASTERS WITH ABRASIVE UMBRELLA OPTION INSTALLED.**

|                |                                  |
|----------------|----------------------------------|
| 102-3350       | LID FOR 3.0 C-SERIES BLASTERS    |
| 103-0990       | SCREEN FOR 3.0 C-SERIES BLASTERS |
| 888-5010-060PB | LID FOR 6.0 C-SERIES BLASTERS    |
| 888-5011-060PB | SCREEN FOR 6.0 C-SERIES BLASTERS |

B

MOISTURE SEPARATOR

MOISTURE SEPARATORS REDUCE THE MOISTURE CONTENT OF THE SUPPLIED AIR TO THE BLASTER. MOISTURE IN THE AIR CAN LEAD TO CLOGS AND PREMATURE WEAR ON BLASTER COMPONENT.

|               |  |
|---------------|--|
| 175-3101-30CI | MOISTURE SEPARATOR KIT FOR 3.0 C-SERIES BLASTERS |
| 175-3101-60CI | MOISTURE SEPARATOR KIT FOR 6.0 C-SERIES BLASTERS |

C

REGULATOR KITS

ADDING A REGULATOR KIT TO YOUR ABRASIVE BLASTER WILL ALLOW YOU TO BLAST AT LOWER PRESSURES TO ACHIEVE CUSTOM FINISHES OR HELP CONTROL PROFILE.

|                   |  |
|-------------------|--|
| 888-2003-006PB-CI | 1" REGULATOR KIT FOR 3.0 C-SERIES BLASTERS     |
| 888-2003-008PB-CI | 1-1/2" REGULATOR KIT FOR 6.0 C-SERIES BLASTERS |
| 888-2003-00799PB  | REPAIR KIT FOR 1", 1-1/4" & 1-1/2" REGULATORS  |

D

JOB TIMER

KEEP TRACK OF TIME SPENT ON A JOB AND TOTAL HOURS ON YOUR ABRASIVE BLASTER. KNOW YOUR COST, CONTROL YOUR COST & SET UP A PREVENTATIVE MAINTENANCE PROGRAM FOR YOUR BLAST EQUIPMENT. **FOR USE WITH C-SERIES ELECTRIC CONTROL SYSTEMS ONLY.**

|             |  |
|-------------|--|
| PB-9805023P | DUAL TIMER CONTROL BOX W/ KEY RESET & MOUNTING BRACKET |
|-------------|--|

E

RELIEF VALVE KIT

ADDING THIS ASME RELIEF VALVE KIT TO YOUR BLASTER CAN PREVENT DANGEROUS OVER PRESSURIZATION. LOCAL CODES MAY REQUIRE A DIFFERENT VALVE.

|                  |  |
|------------------|--|
| 888-2470-00704PB | RELIEF VALVE KIT FOR C-SERIES BLASTERS |
|------------------|--|

F

POWER SUPPLY

ADD A POWER SUPPLY TO RUN ANY 12VDC ELECTRIC BLASTER ON COMMON 120AC OUTLET POWER. POWERS UP TO 4 CONTROL VALVES AT ONE TIME.



|           |   |
|-----------|---|
| PB-SMP3WP | POWER SUPPLY 120AC INPUT/12VDC @ 2.5 AMP OUTPUT |
|-----------|---|

G

ELECTRIC CONV. KIT

CONVERT YOUR PNEUMATICALLY CONTROLLED C-SERIES ABRASIVE BLASTER TO ELECTRIC. ELECTRIC REMOTE CONTROLS ARE RECOMMENDED IF YOU RUN OVER 100 FEET OF BLAST HOSE OR WHEN BLASTING IN COLD WEATHER.

|                |   |
|----------------|---|
| 888-0005-410PB | PNEUMATIC TO ELECTRIC CONVERSION KIT FOR C-SERIES ABRASIVE BLASTERS |
|----------------|---|



| BLAST HOSE, TWINLINE & CONTROL CORD |   |
|-------------------------------------|---|
| Nozzles Not Included                |   |
| 10-034BLK-050-3AL                   | 3/4" BLAST HOSE ASSEMBLY, 50', INCLUDES NOZZLE HOLDER                                     |
| 10-100BLK-050-3AL                   | 1" BLAST HOSE ASSEMBLY, 50', INCLUDES NOZZLE HOLDER                                       |
| 10-114BLK-050-3AL                   | 1-1/4" BLAST HOSE ASSEMBLY, 50', INCLUDES NOZZLE HOLDER                                   |
| 10-114BLK-050-3XAL                  | 1-1/4" <b>BIG GUN</b> BLAST HOSE ASSEMBLY, 50', INCLUDES NOZZLE HOLDER                    |
| 10-034BLK-050-4AL                   | 3/4" EXTENSION HOSE ASSEMBLY, 50'   |
| 10-100BLK-050-4AL                   | 1" EXTENSION HOSE ASSEMBLY, 50'   |
| 10-114BLK-050-4AL                   | 1-1/4" EXTENSION HOSE ASSEMBLY, 50'   |
| 10-114BLK-050-4XAL                  | 1-1/4" <b>BIG GUN</b> EXTENSION HOSE ASSEMBLY, 50'  |
| 200-050                             | HOSE, TWINLINE CONTROL, ASSEMBLY, YEL/YEL W/BLACK STRIP, NOMINAL 3/16" ID x 50', W/UNIONS |
| 888-7073-055PB                      | ELECTRICAL EXTENSION CORD W/CONNECTORS, 55', 3 PRONG, 2 WIRE                              |
| 27WT-1                              | SAFETY CABLE, 1/2" - 1" HOSE TO EQUIP.  |
| 27WC-1                              | SAFETY CABLE, 1/2" - 1" HOSE TO HOSE.   |
| 27WC-15                             | SAFETY CABLE, 1-1/4" HOSE TO HOSE.  |
| 27WT-2                              | SAFETY CABLE, 1-1/4" - 3" HOSE TO EQUIP.  |
| 27WC-2                              | SAFETY CABLE, 1-1/2" - 3" HOSE TO HOSE.   |



| NOZZLES   |                            |
|---|----------------------------|
| 1" ENTRY NOZZLES FOR USE WITH 3/4" BLAST HOSE       |                            |
| 1201-1172   | #3 TUNGSTEN CARBIDE NOZZLE |
| 1201-1173   | #4 TUNGSTEN CARBIDE NOZZLE |
| 1" ENTRY NOZZLES FOR USE WITH 1" BLAST HOSE         |                            |
| 1201-1173   | #4 TUNGSTEN CARBIDE NOZZLE |
| 1201-1174   | #5 TUNGSTEN CARBIDE NOZZLE |
| 1201-1175   | #6 TUNGSTEN CARBIDE NOZZLE |
| 1-1/4" ENTRY NOZZLES FOR USE WITH 1-1/4" BLAST HOSE |                            |
| 1348-555  | #5 TUNGSTEN CARBIDE NOZZLE |
| 1348-556  | #6 TUNGSTEN CARBIDE NOZZLE |
| 1348-557  | #7 TUNGSTEN CARBIDE NOZZLE |
| 1348-558  | #8 TUNGSTEN CARBIDE NOZZLE |



| AIR HOSE        |  |
|-----------------|--|
| 10-034RED-050-1 | 3/4" AIR HOSE ASSEMBLY, 50'              |
| 10-100RED-025-1 | 1" AIR HOSE ASSEMBLY, 25'                |
| 10-100RED-050-1 | 1" AIR HOSE ASSEMBLY, 50'                |
| 10-112RED-025-1 | 1-1/2" AIR HOSE ASSEMBLY, 25'            |
| 10-112RED-050-1 | 1-1/2" AIR HOSE ASSEMBLY, 50'            |
| 27WT-1          | SAFETY CABLE, 1/2" - 1" HOSE TO EQUIP.   |
| 27WC-1          | SAFETY CABLE, 1/2" - 1" HOSE TO HOSE.    |
| 27WT-2          | SAFETY CABLE, 1-1/2" - 3" HOSE TO EQUIP. |
| 27WC-2          | SAFETY CABLE, 1-1/2" - 3" HOSE TO HOSE.  |



| AIR DRYERS     |   |
|----------------|---|
| 888-1310-021PB | AIR DRYER ADPB-250 CFM @ 100 PSIG OR 359 CFM @ 150 PSIG           |
| 888-1310-041PB | AIR DRYER ADPB-400 CFM @ 100 PSIG OR 574 CFM @ 150 PSIG           |
| 888-1310-071PB | AIR DRYER ADBP-750/950, 800 CFM @ 100 PSIG OR 1149 CFM @ 150 PSIG |
| 888-1310-121PB | AIR DRYER ADPB-1200 CFM @ 100 PSIG OR 1723 CFM @ 150 PSIG         |
| 888-1310-161PB | AIR DRYER ADPB-1600 CFM @ 100 PSIG OR 2297 CFM @ 150 PSIG         |



| BREATHING EQUIPMENT  |                               |
|--|-------------------------------|
| 407000-PFC   | NOVA 2000™ RESPIRATOR PACKAGE |
| 407800-PFC   | ASTRO™ RESPIRATOR PACKAGE     |
| 407001   | COOL TUBE                     |
| 407024   | HOT TUBE                      |
| 407200   | RADEX™ CO MONITOR (120V)      |
| 407201   | RADEX™ CO MONITOR (12V)       |
| RESPIRATOR PACKAGES INCLUDE RESPIRATOR HELMET, 50' BREATHING AIR SUPPLY HOSE, AND RADEX™ AIRLINE FILTER. |                               |



| BLAST SUITS / GLOVES |  |
|----------------------|--|
| 122-9140             | BLAST SUIT, LIGHTWEIGHT, MEDIUM                      |
| 122-9150             | BLAST SUIT, LIGHTWEIGHT, LARGE                       |
| 122-9160             | BLAST SUIT, LIGHTWEIGHT, XL                          |
| 122-9170             | BLAST SUIT, LIGHTWEIGHT, XXL                         |
| 122-9180             | BLAST SUIT, LIGHTWEIGHT, XXXL                        |
| 407701               | LUXURY DOUBLE PALMED LEATHER BLASTING/WELDING GLOVES |



# OTHER AVAILABLE PRODUCT LINES




SODA  
BLASTERS



CONVERSION  
KITS



Small Blaster Kits




Bulk Blaster Kits



BULK  
BLASTERS



AIR DRYERS &  
MOISTURE  
SEPARATORS



S-SERIES  
SMALL BLASTERS



# PIRATE BRAND®

## About Pirate Brand®

At Pirate Brand®, we know abrasive blasting. We have fused our 100+ years of combined experience in the blasting industry with feedback from distributors and end-users to produce abrasive blast equipment and replacement parts that are second to none. In addition to our extensive line of blasting equipment, we produce a full line of aftermarket parts that are 100% compatible replacements for other blast equipment manufacturers. We believe in quality, reliability and productivity so we subject all our products to strict quality control testing to ensure the best possible performance is achieved.

**In the tough world of abrasive blasting, quality is crucial,  
...and Pirate Brand® delivers.**

